



GLENFERNESS AND LEVEN AVENUES Update Report 01 October 2020

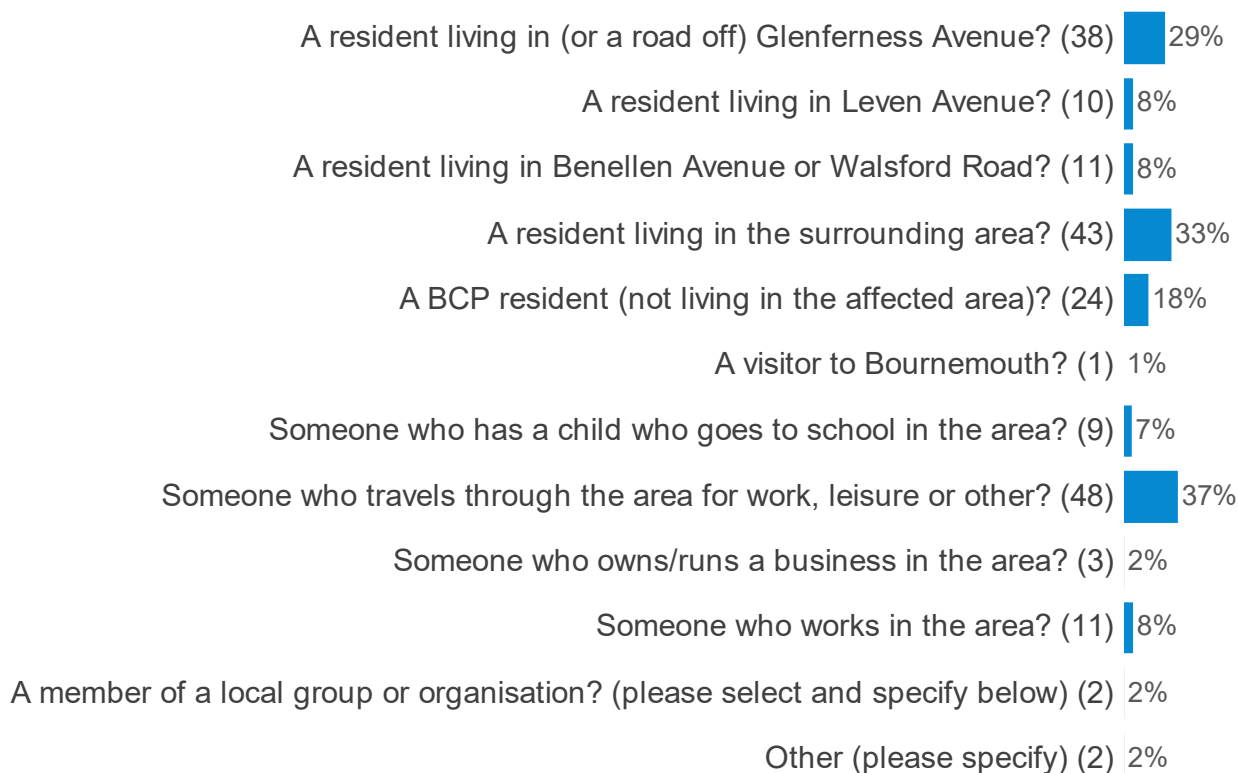
This Summary Report was generated on 01/10/20.

Overall 130 respondents completed this questionnaire.

This section summarises the results to the questions, broken down by views prior to launch and after launch. The scheme was implemented on 14 September 2020

Respondent Type

Are you responding as: (Please select all that apply)



Respondent type by date

| Break % Respondents | Total | Date | |
|--|-------|---------------|--------------|
| | | Before launch | After launch |
| Base | 130 | 44 | 86 |
| Are you responding as: (Please select all that apply) | | | |
| A resident living in (or a road off) Glenferness Avenue? (38) | 29% | 20% | 34% |
| A resident living in Leven Avenue? (10) | 8% | 7% | 8% |
| A resident living in Benellen Avenue or Walsford Road? (11) | 8% | 2% | 12% |
| A resident living in the surrounding area? (43) | 33% | 23% | 38% |
| A BCP resident (not living in the affected area)? (24) | 18% | 32% | 12% |
| A visitor to Bournemouth? (1) | 1% | 2% | - |
| Someone who has a child who goes to school in the area? (9) | 7% | 9% | 6% |
| Someone who travels through the area for work, leisure or other? (48) | 37% | 41% | 35% |
| Someone who owns/runs a business in the area? (3) | 2% | 2% | 2% |
| Someone who works in the area? (11) | 8% | 14% | 6% |
| A member of a local group or organisation? (please select and specify below) (2) | 2% | 2% | 1% |
| Other (please specify) (2) | 2% | 5% | - |

Views on the changes

To what extent do you agree or disagree with the following (by date)

| Break % Respondents | Total | Date | |
|---|------------|---------------|--------------|
| | | Before launch | After launch |
| Base | 129 | 44 | 85 |
| The experimental closure for all motor traffic to prioritise walking and cycling on Leven Avenue, between the junctions of Benell... | | | |
| Strongly agree (28) | 22% | 20% | 22% |
| Agree (6) | 5% | 5% | 5% |
| Neither agree nor disagree (5) | 4% | 7% | 2% |
| Disagree (6) | 5% | 7% | 4% |
| Strongly disagree (84) | 65% | 61% | 67% |
| Don't know (-) | - | - | - |
| N/A (-) | - | - | - |

To what extent do you agree or disagree with the following (by date)

| Break % Respondents | Total | Date | |
|---|------------|---------------|--------------|
| | | Before launch | After launch |
| Base | 129 | 44 | 85 |
| The protected cycle lane on Glenferness Avenue | | | |
| Strongly agree (37) | 29% | 32% | 27% |
| Agree (20) | 16% | 14% | 16% |
| Neither agree nor disagree (14) | 11% | 11% | 11% |
| Disagree (9) | 7% | 9% | 6% |
| Strongly disagree (47) | 36% | 32% | 39% |
| Don't know (-) | - | - | - |
| N/A (2) | 2% | 2% | 1% |

To what extent do you agree or disagree with the following (by date)

| Break % Respondents | Total | Date | |
|---|-------|---------------|--------------|
| | | Before launch | After launch |
| Base | 123 | 42 | 81 |
| The changes have reduced through traffic in the area | | | |
| Strongly agree (20) | 16% | 12% | 19% |
| Agree (8) | 7% | 7% | 6% |
| Neither agree nor disagree (10) | 8% | 7% | 9% |
| Disagree (7) | 6% | 7% | 5% |
| Strongly disagree (54) | 44% | 45% | 43% |
| Don't know (10) | 8% | 2% | 11% |
| N/A (14) | 11% | 19% | 7% |

To what extent do you agree or disagree with the following (by date)

| Break % Respondents | Total | Date | |
|--|-------|---------------|--------------|
| | | Before launch | After launch |
| Base | 126 | 44 | 82 |
| The changes have encouraged me/my family to travel to school on foot/by bicycle | | | |
| Strongly agree (20) | 16% | 16% | 16% |
| Agree (5) | 4% | 5% | 4% |
| Neither agree nor disagree (6) | 5% | 5% | 5% |
| Disagree (9) | 7% | 7% | 7% |
| Strongly disagree (61) | 48% | 52% | 46% |
| Don't know (2) | 2% | - | 2% |
| N/A (23) | 18% | 16% | 20% |

To what extent do you agree or disagree with the following (by date)

| Break % Respondents | Total | Date | |
|---|-------|---------------|--------------|
| | | Before launch | After launch |
| Base | 126 | 44 | 82 |
| The changes make it safer for me to cycle in this area | | | |
| Strongly agree (26) | 21% | 20% | 21% |
| Agree (9) | 7% | 9% | 6% |
| Neither agree nor disagree (8) | 6% | 9% | 5% |
| Disagree (15) | 12% | 11% | 12% |
| Strongly disagree (44) | 35% | 34% | 35% |
| Don't know (4) | 3% | 2% | 4% |
| N/A (20) | 16% | 14% | 17% |

To what extent do you agree or disagree with the following (by date)

| Break % Respondents | Total | Date | |
|--|------------|---------------|--------------|
| | | Before launch | After launch |
| Base | 129 | 44 | 85 |
| The changes make it safer for me to walk in this area | | | |
| Strongly agree (20) | 16% | 14% | 16% |
| Agree (10) | 8% | 11% | 6% |
| Neither agree nor disagree (12) | 9% | 11% | 8% |
| Disagree (13) | 10% | 7% | 12% |
| Strongly disagree (61) | 47% | 50% | 46% |
| Don't know (2) | 2% | - | 2% |
| N/A (11) | 9% | 7% | 9% |

To what extent do you agree or disagree with the following (by date)

| Break % Respondents | Total | Date | |
|--|------------|---------------|--------------|
| | | Before launch | After launch |
| Base | 128 | 44 | 84 |
| The changes improve air quality in the local area | | | |
| Strongly agree (24) | 19% | 20% | 18% |
| Agree (8) | 6% | 5% | 7% |
| Neither agree nor disagree (10) | 8% | 11% | 6% |
| Disagree (13) | 10% | 11% | 10% |
| Strongly disagree (60) | 47% | 41% | 50% |
| Don't know (8) | 6% | 7% | 6% |
| N/A (5) | 4% | 5% | 4% |

Do the proposed changes make you more or less likely to use the following when travelling in the area (by date)

| Break % Respondents | Total | Date | |
|---------------------|-------|---------------|--------------|
| | | Before launch | After launch |
| Base | 124 | 43 | 81 |
| Car or motorcycle | | | |
| More likely (20) | 16% | 26% | 11% |
| No change (67) | 54% | 47% | 58% |
| Less likely (26) | 21% | 21% | 21% |
| Don't know (3) | 2% | 2% | 2% |
| N/A (8) | 6% | 5% | 7% |

Do the proposed changes make you more or less likely to use the following when travelling in the area (by date)

| Break % Respondents | Total | Date | |
|---------------------|-------|---------------|--------------|
| | | Before launch | After launch |
| Base | 116 | 40 | 76 |
| Public transport | | | |
| More likely (2) | 2% | - | 3% |
| No change (71) | 61% | 58% | 63% |
| Less likely (24) | 21% | 25% | 18% |
| Don't know (2) | 2% | 3% | 1% |
| N/A (17) | 15% | 15% | 14% |

Do the proposed changes make you more or less likely to use the following when travelling in the area (by date)

| Break % Respondents | Total | Date | |
|---------------------|-------|---------------|--------------|
| | | Before launch | After launch |
| Base | 123 | 41 | 82 |
| Cycle | | | |
| More likely (32) | 26% | 24% | 27% |
| No change (46) | 37% | 29% | 41% |
| Less likely (26) | 21% | 29% | 17% |
| Don't know (1) | 1% | 2% | - |
| N/A (18) | 15% | 15% | 15% |

Do the proposed changes make you more or less likely to use the following when travelling in the area (by date)

| Break % Respondents | Total | Date | |
|---------------------|-------|---------------|--------------|
| | | Before launch | After launch |
| Base | 122 | 40 | 82 |
| Walk | | | |
| More likely (20) | 16% | 10% | 20% |
| No change (63) | 52% | 40% | 57% |
| Less likely (25) | 20% | 33% | 15% |
| Don't know (1) | 1% | 3% | - |
| N/A (13) | 11% | 15% | 9% |

Impact of the changes

How much of an impact, if at all, do the changes have on you (by date)

| Break % Respondents | Total | Date | |
|--|-------|---------------|--------------|
| | | Before launch | After launch |
| Base | 130 | 44 | 86 |
| How much of an impact, if at all, do the changes have on ... | | | |
| Positive impact (33) | 25% | 32% | 22% |
| Mixed positive and negative impact (10) | 8% | 7% | 8% |
| Negative impact (83) | 64% | 55% | 69% |
| No impact (2) | 2% | 2% | 1% |
| Don't know (1) | 1% | 2% | - |
| Does not apply (1) | 1% | 2% | - |

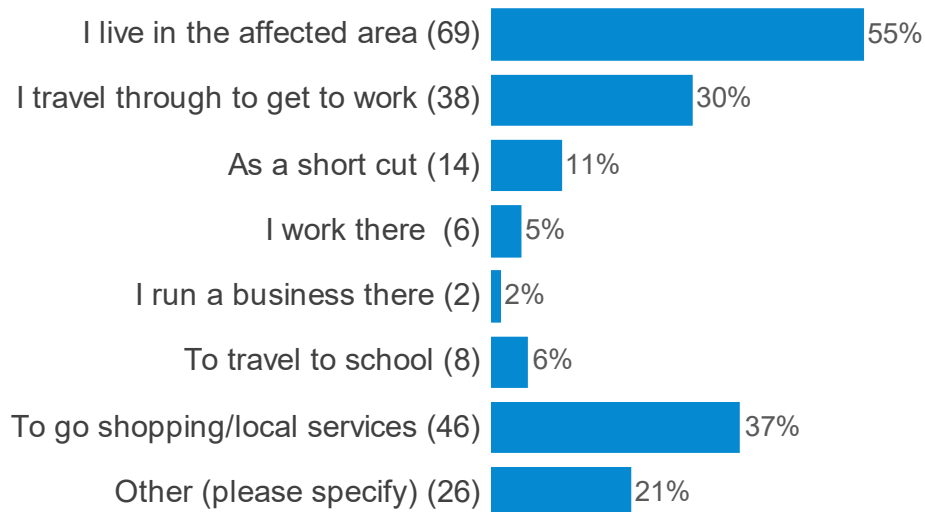
About You

Do you own, or have use of, a car/van? (Please select one option only)

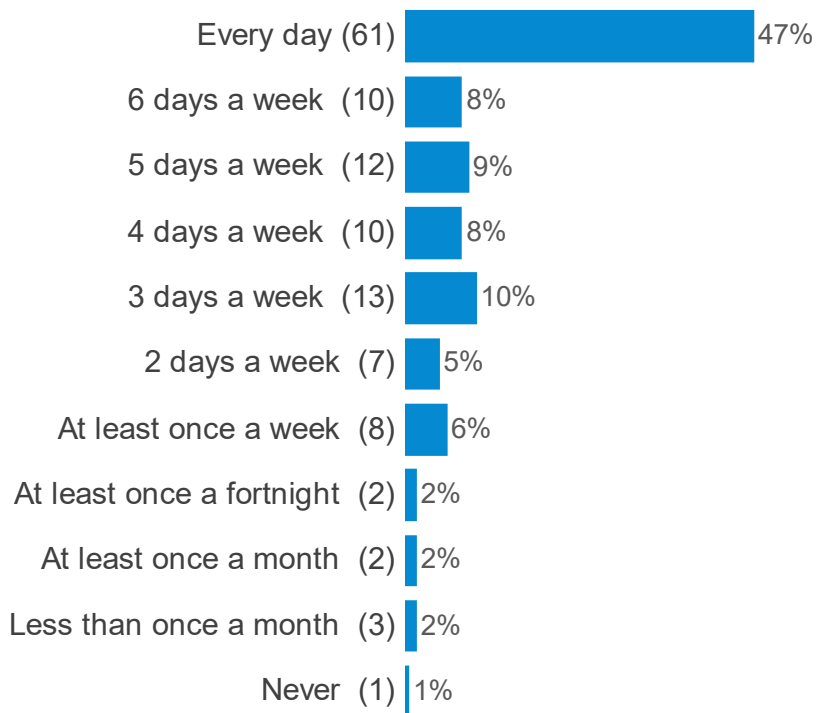


Why do you travel to/through this area?

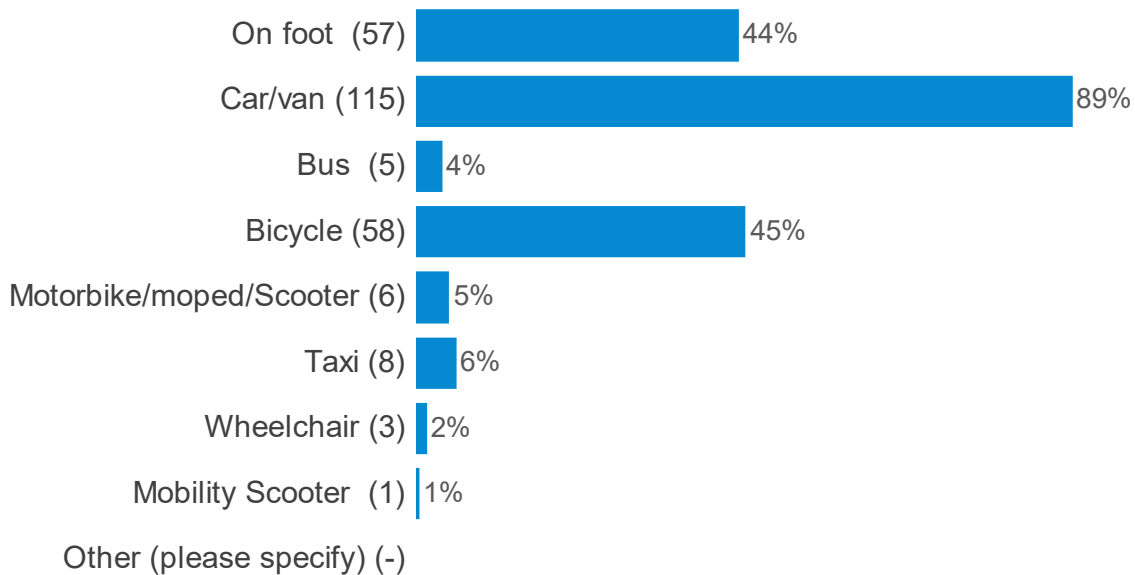
(Please select all that apply)



On average, how often do you travel to, or through, this area?
(Please select one option only)

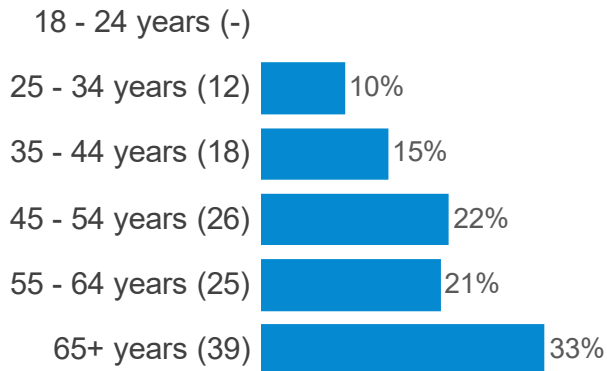


How do you travel through this area?
(Please select all that apply)



Are you aged:

(Please select one option) (**Are you aged:**)



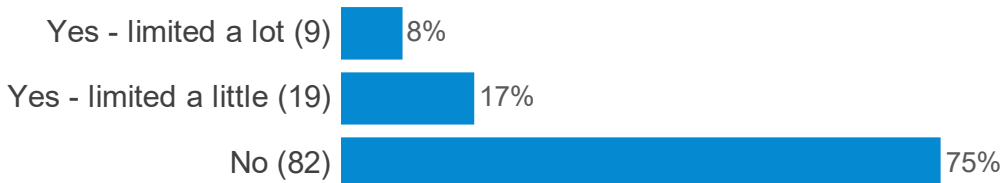
Are you:

(Please select one option) (**Gender**)

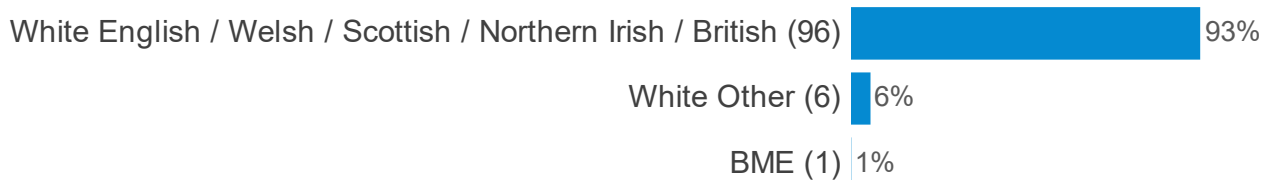


Are your day-to-day activities limited because of a health problem or disability which has lasted, or is expected to last, at least 12 months?

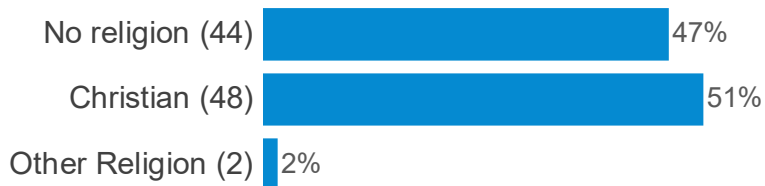
(Please select one option) (**Disability**)



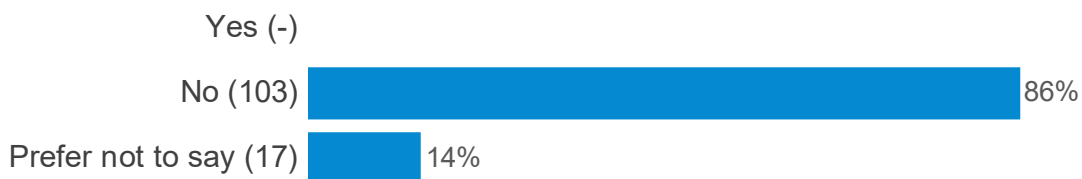
What is your ethnic group? (Please select one option) (Ethnicity**)**



What is your religion or belief? (Please select one option) (Religion)



Do you identify as trans? (Please select one option) (Trans)



What is your sexual orientation? (Please select one option). (Sexual orientation)

